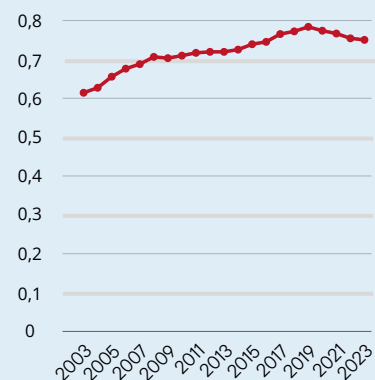


# IMPACTS OF THE EU ACCESSION ON CZECHIA

## Czechia's GDP 2003-2023

The data reveals the growth of GDP in the Czech Republic relative to the EU-15 member states between 2003 and 2023. Over this two-decade period, the Czech Republic's GDP showed **a steady upward trend**, growing from 33,419.67 in 2003 to 49,681.06 in 2023, despite dips during the global financial crisis of 2008-2009 and the COVID-19 pandemic in 2020. Meanwhile, the EU-15 GDP also experienced consistent growth, albeit at a slower pace, rising from 54,417.66 in 2003 to 66,224.54 in 2023. The Czech Republic's GDP as **a percentage of the EU-15 average increased notably** from 61.4% in 2003 to 75% in 2023, reflecting a gradual convergence towards the economic performance of more established EU economies. This improvement demonstrates the **Czech Republic's enhanced economic standing** within the EU, driven by sustained growth and resilience during challenging periods.

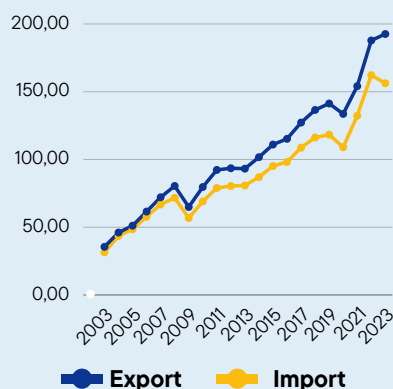
Czechia's GDP compared to EU-15



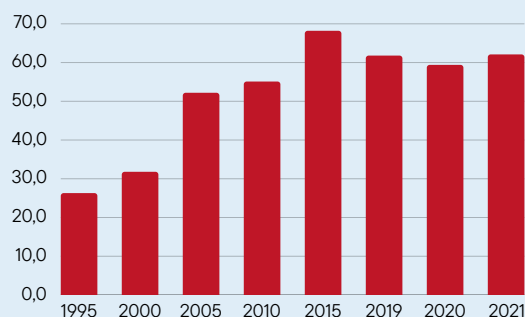
## Trade between Czechia and the EU

The data illustrates the evolution of the Czech Republic's trade with EU countries from 2003 to 2023. **Both imports and exports demonstrate a consistent upward trajectory**, reflecting significant growth in trade activity over the two decades. Notably, the trade balance expanded **from 4.04 billion in 2003 to a remarkable 36.36 billion in 2023** which is significant for the Czech export-oriented economy. The Czech Republic's exports of goods as a percentage of GDP (at current prices) have shown a remarkable increase over the years, rising from 26.3% in 1995 to 62.1% in 2021, highlighting the country's **strong reliance on exports** and its deep integration into global trade networks, particularly within the EU. Trade volumes **showed resilience during economic downturns**, such as the global financial crisis of 2008-2009 and the COVID-19 pandemic in 2020, with **only temporary dips**. The data highlights the **deepening economic integration of the Czech Republic with the EU**, marked by a robust increase in trade volume and a sustained surplus, signaling competitive export performance.

Trade between Czechia and the EU




Exports of goods as a percentage of GDP



## Czechia's main trade partners

**Germany** remains the Czech Republic's **most significant trade partner**, with imports rising from 14.78 billion in 2003 to 56.72 billion in 2023 and exports soaring from 15.93 billion to 77.77 billion over the same period, reflecting the deep economic ties between the two nations. Other key partners include **Poland, Slovakia, and Austria**, with mutual trade experiencing robust growth; for instance, exports to Poland and Slovakia increased **more than eightfold and fivefold**, respectively, over the two decades. Trade with countries like the **Netherlands, Italy, and France** also saw **substantial expansion**, with exports to France increasing from 2.04 billion in 2003 to 11.23 billion in 2023.

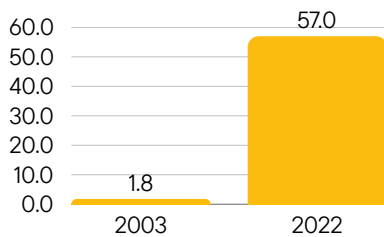


## Foreign direct investments (FDIs)

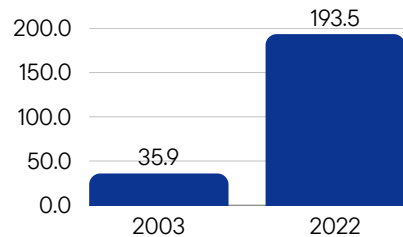
Foreign direct investments from EU member states to the Czech Republic **increased fivefold in less than two decades** with the Netherlands, Luxembourg and Germany as the main investors in the country. The FDIs in the Czech Republic are directed primarily to **financial and insurance activities (31,6%)** and **manufacturing industry (26,3%)**.

Czech investments in the EU have grown since the country's EU accession more than 30 times, from 1,8 bn EUR in 2003 to 57 bn EUR in 2022, directed primarily to financial and insurance activities. The **target countries for Czech investments** were in 2022 mainly the **Netherlands (20,8%)** and **Luxembourg (17,%)** compared to Slovakia (30,1%) in 2003.

Czech Foreign direct investments in the EU



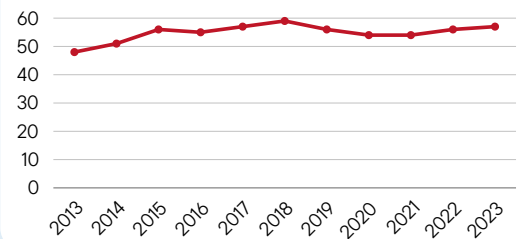
EU Foreign direct investments in the Czech Republic



## Corruption in Czechia

The **Corruption Perception Index (CPI)** for the Czech Republic, as measured by Transparency International, shows a **gradual improvement in perceived levels of corruption from 2012 to 2023**. Starting with a score of 49 in 2012, the index climbed steadily to 59 by 2018, signaling enhanced anti-corruption measures and increased transparency in governance during this period. However, **from 2019** onward, the CPI fluctuated between 54 and 57, suggesting some **stagnation in progress**. The consistent scores above 50 from 2015 onwards reflect a moderate but sustained commitment to reducing corruption, although **further efforts are needed** to reach higher levels of integrity and accountability.

Corruption Perception Index (CPI)




## Changes of life expectancy

Life expectancy in the Czech Republic has shown a **steady upward trend from 2003 to 2023**, reflecting **improvements in healthcare, living conditions, and public health policies**. For men, life expectancy increased from 72.06 years in 2003 to 76.89 years in 2023, while for women, it rose from 78.64 years to 82.78 years over the same period. Despite temporary declines during the COVID-19 pandemic in 2020 and 2021, life expectancy rebounded strongly by 2022, continuing its long-term growth trajectory.

## Tertiary education

The percentage of the Czech Republic's population aged 25-64 with tertiary education has **steadily increased from 2003 to 2023**, reflecting the country's focus on expanding access to higher education and enhancing educational attainment. In 2003, **only 14.36%** of the population in this age group had completed tertiary education, but this figure rose consistently over the years, reaching **33.10% in 2023**. The most significant growth occurred **between 2009 and 2018**, during which the percentage increased from 18.81% to 28.87%. While there were minor fluctuations in recent years, the long-term trend underscores the Czech Republic's progress in **fostering a more educated workforce**, contributing to its socioeconomic development and competitiveness in a knowledge-based economy.

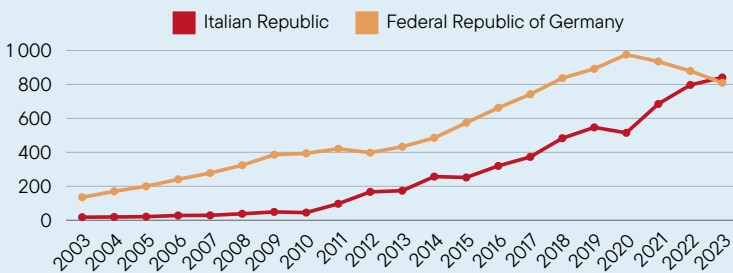
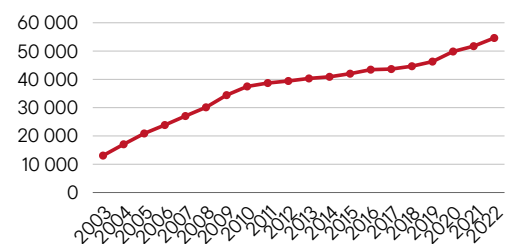


**33,1% of the Czech population had completed tertiary education.**

## Foreign students

The number of foreign students in the Czech Republic has seen a **consistent increase** from 2003 to 2023, highlighting the country's **growing appeal** as a destination for international education. In 2003, there were 13,060 foreign students enrolled in Czech institutions, but this figure more than quadrupled over the two decades, reaching 55,493 in 2023. The fastest growth occurred between 2003 and 2010, when the number of foreign students **nearly tripled**, from 13,060 to 37,496, signalling the impact of the country's accession to the EU in this area.

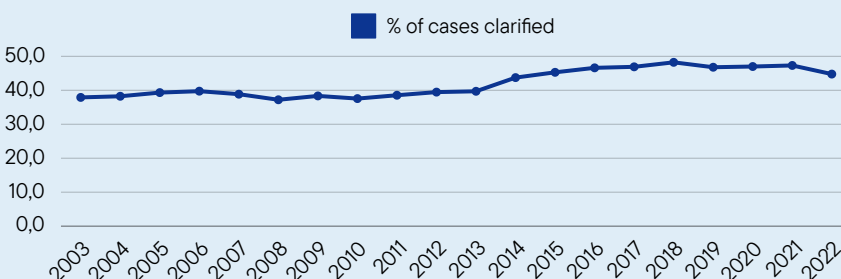
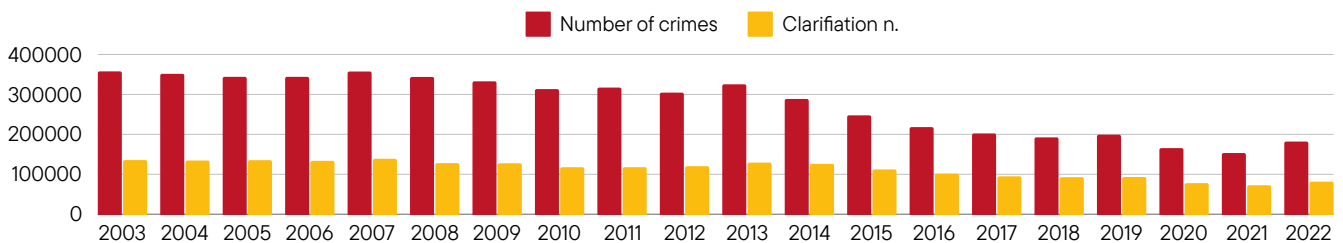
Number of foreign students in CZ



While the Czech Republic primarily attracts students from **Slovakia, Eastern Europe and Central Asia**, the numbers of **German and Italian** students in the country **grew remarkably** - from 135 German and 18 Italian students in 2003 to 742 German and 373 Italian students in 2023.

## Criminality

The criminality rates in the Czech Republic have **significantly decreased** between 2003 and 2022, reflecting a long-term decline in reported crimes and improved public safety. In 2003, the number of crimes reported was 357,740, but by 2022, this figure had dropped by **nearly half** to 181,991. The sharpest declines occurred after 2013, particularly between 2014 and 2020, when the number of crimes fell from 325,366 to 165,525.



Alongside this decline, the **clarification rates for crimes have shown steady improvement**, rising from 37.9% in 2003 to a peak of 48.2% in 2019 before settling at 44.8% in 2022. This improvement in solving cases highlights the growing efficiency of law enforcement in addressing criminal activity, even as overall crime rates continue to fall.