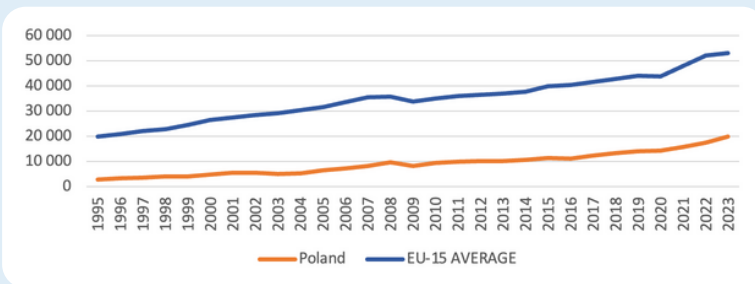
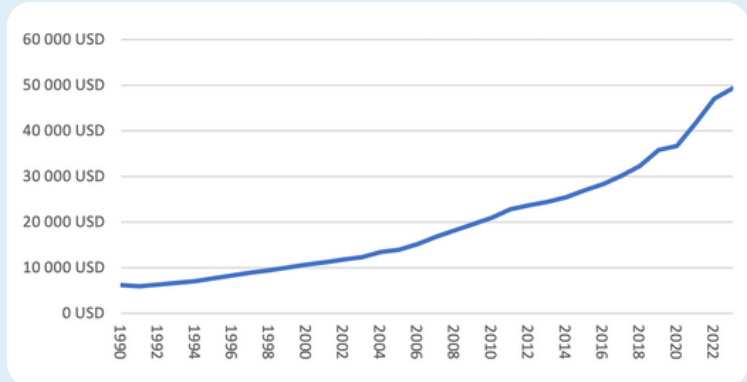


IMPACTS OF THE EU ACCESSION ON POLAND

GDP per capita in Poland

Poland has seen a significant growth of GDP per capita (PPP) since it **transitioned from planned economy to free market**. However, while in the 1990s this indicator was growing rather slowly it has seen a stable growth since the early 2000s when Poland first focused on preparing for integration with the EU and then became a member state. Overall, in the last 30 years Poland has seen **stable economic growth**, even despite occurrence of external factors such as financial crises, COVID-19 pandemic or the war in Ukraine.



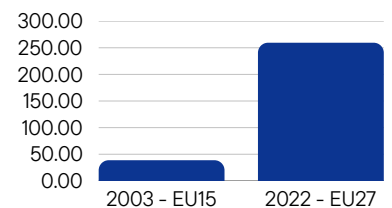
GDP per Capita: Poland compared to EU-15

Despite large progress in terms of GDP per capita growth Poland is still **behind the largest EU economies**, specifically the states that were part of the EU prior to the 2004 enlargement.

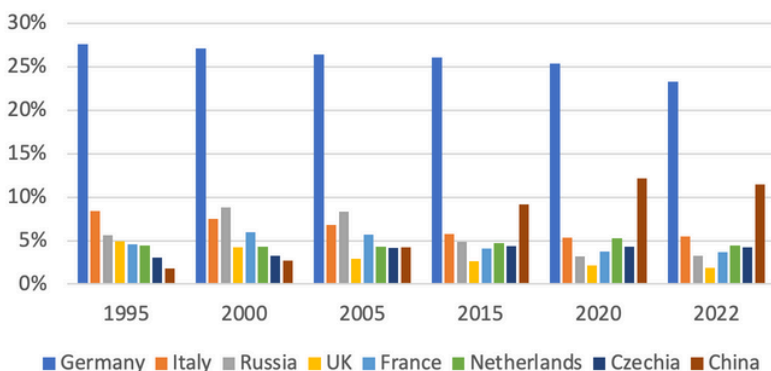
Trade in goods and services

As a result of membership in the EU and access to EU markets Poland has significantly **increased the value of its exports**, especially to EU member states. This was possible due to the EU's freedom of trade principle, but also because since 2004 the EU has enlarged further and now includes 27 member states. As a result, as a member state of the EU Poland can freely engage in economic activities with a larger number of states than it did prior to 2004. Consequently, Poland's overall value of its exports has significantly increased as a result of these two factors.

Poland's exports to EU member states in USD billions



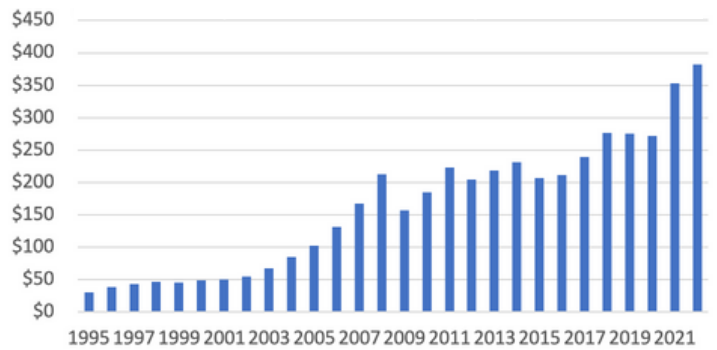
Poland's main import countries



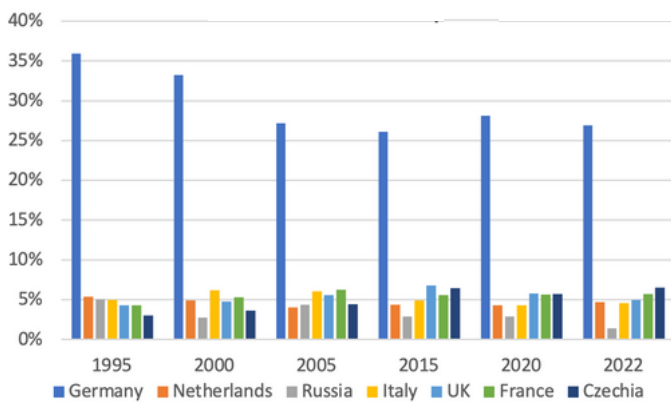
Germany has been the most important **trade partner** for Poland. Its leading position in Poland's trade has remained stable and exceeding all other countries in terms of volume and value. However, among other countries that have played an important role in Poland's trade are four other "old" EU member states, namely **Italy, the United Kingdom, France, and the Netherlands** as well as a "new" EU member state – **Czechia**. An interesting case is that of Russia whose position in Poland's trade has decreased significantly since 2014 as well as that of China from which Poland has in recent decade increased its imports.

Germany is the number one destination for Poland's exports. Poland, thus, profits, from the size and stability of the **German market** and the size of its exports to Germany exceeds its exports to any other country in the EU. In 2022 the second position in Poland's export destinations belongs to **Czechia**, which is an attractive market for Poland due to its geographic proximity but also higher GDP per capita than the one recorded in Poland.

Poland's imports from Germany in billions \$



Poland's main export destinations



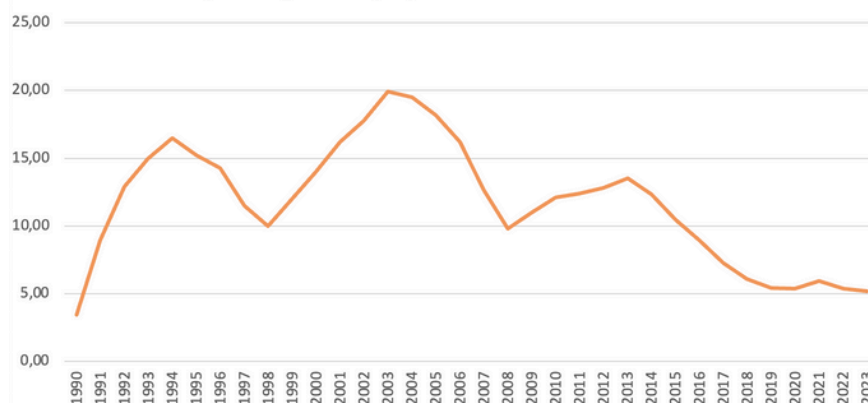
Export of goods and services (% of GDP)



Unemployment

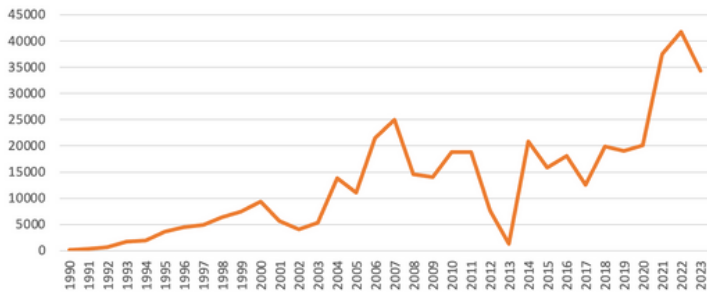
Poland's **unemployment is at its lowest since the start of market transition in 1990**. Like in most transitioning countries, Poland saw a rapid increase in unemployment rate in the first half of the 1990s. It was caused by the closure of many state-owned enterprises and rapid privatisation. The peak of Poland's unemployment was reached right before Poland's accession to the EU as a result of **economic reforms** that were deemed necessary for Poland to join the EU. Since becoming a member of the EU Poland has seen a decrease in the unemployment rate, which was due to new economic opportunities that EU members had brought.

Yearly Average Unemployment Rate in Poland 1990-2023

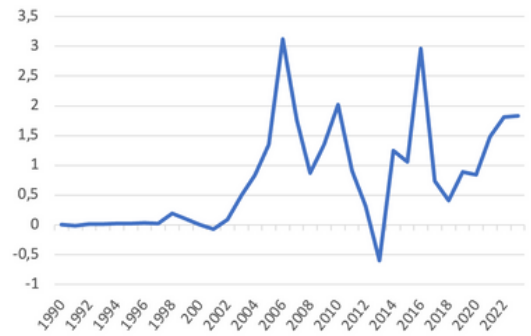


Foreign direct investments

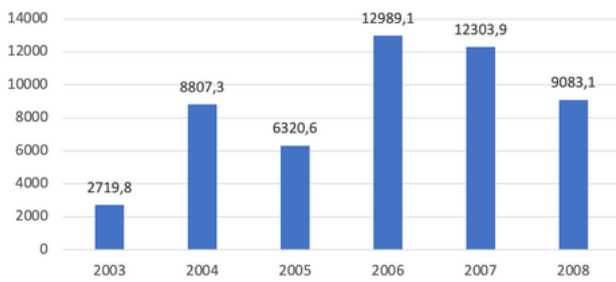
FDI in Poland, Net inflows (millions USD)



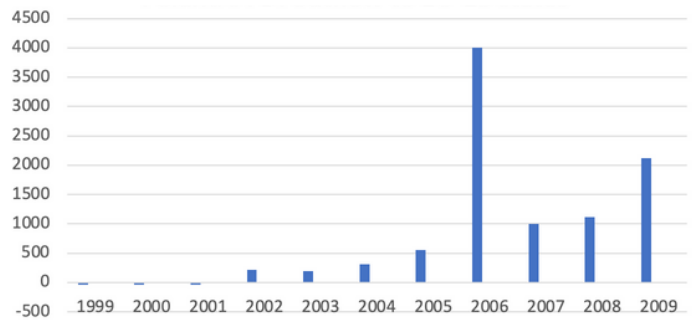
Foreign direct investment, net outflows (% of GDP)



Poland's FDI inflow from EU-15 states (in millions of EUR)

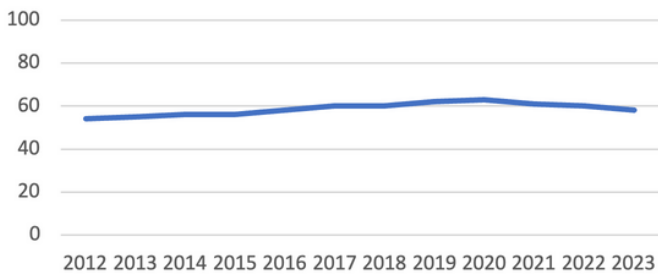


Poland's FDI outflow to EU-15 states

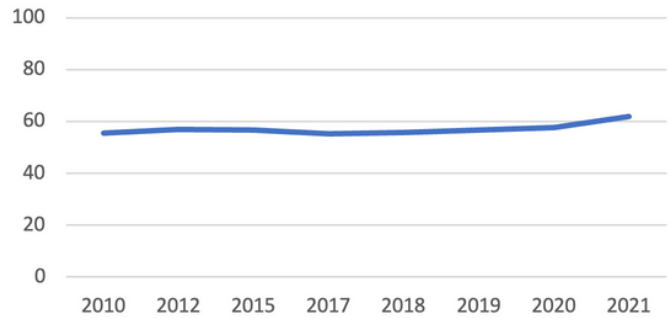


Quality of life indicators

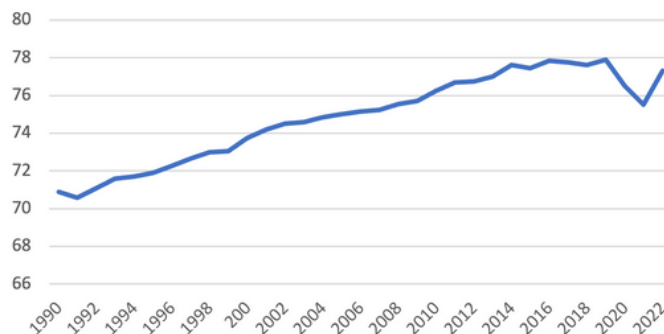
Corruption perception index



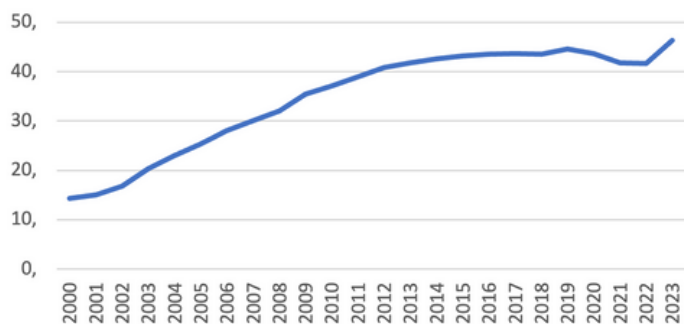
Gender Equality index



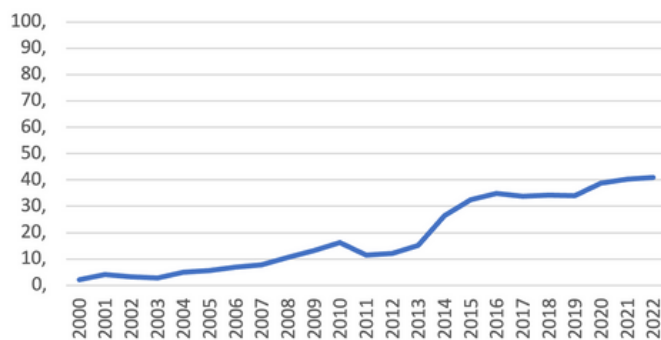
Life expectancy at birth, total (years)



Tertiary education attainment (%)



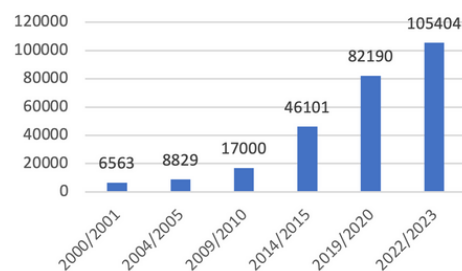
Recycling rate



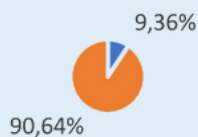
Foreign students

In the academic year 2022/23, the number of foreign students in Poland **exceeded 100,000 for the first time**. According to the report "Foreign students in Poland 2023" published by the "Perspektywy" Educational Foundation, these students come from 179 countries. With foreign students constituting over 8.61% of the total number of students, Poland has **reached the European average** in this respect.

Foreign students studying in Poland



Foreign students studying in Poland - 2000/2001



Foreign students studying in Poland - 2022/2023



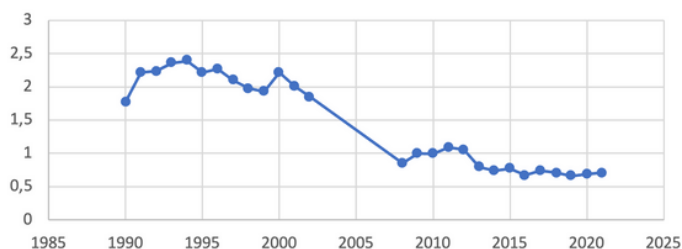
■ "Old" EU ■ Other foreign students

Europeans account for over 72% of all students with the largest number of foreign students coming from such countries as **Ukraine** and **Belarus**. In the 2022/23 academic year, 48,056 Ukrainians and 12,014 Belarusians studied in Poland. The third largest group is that of **Turkish students** (3,789). The proportion of students from "old" Europe, meaning the EU-15 states, has decreased overtime as it is now being surpassed by students from other states, including non-EU states.

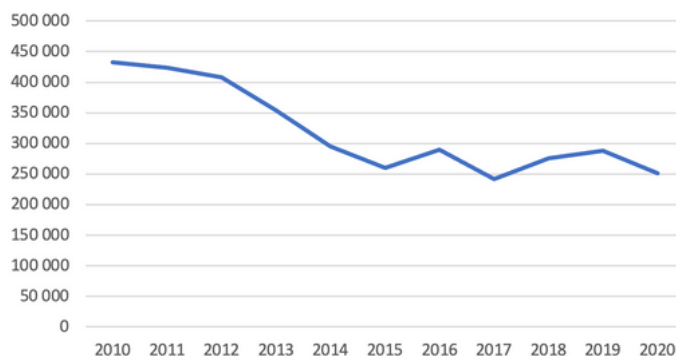
Criminality

The crime rate in Poland significantly **decreased** between 2000 and 2008, the period of four years prior to EU's accession and first four years of Poland's EU membership. Between 2008 and 2012, the country's crime rate slightly increased but stayed at a much lower level than what had been recorded in the 1990s.

Crime rate per 100.000 population



Convicted adults in Poland



Funded by the European Union

Funded by the European Union. Views and opinions expressed are however those of the author(s) only and do not necessarily reflect those of the European Union or the European Education and Culture Executive Agency (EACEA). Neither the European Union nor the granting authority can be held responsible for them.